

ONLINE CONF Procedure Manual

Registration

AGRI SMILE Inc.
ONLINE CONF Office

Recommended System Requirements

- PC
 - Windows: Edge(Chromium)/Chrome Latest Version
 - Mac: Chrome Latest Version
- Tablet
 - iOS13 or later : Safari Latest Version
 - Windows: Edge(Chromium)/ Chrome Latest Version
 - Android: Chrome Latest Version
- Smart phone
 - iOS13 or later : Safari Latest Version
 - Android: Chrome Latest Version

*Please update in advance.

Procedure of registration

1. **【User Registration】**Click “Sign up here” of the home page, input your Email Address to the box and click “proceed”.
2. **【User Registration】**Open the Email message from ONLINE CONF Office (support@gakkai.online) , click “OK” button and proceed to User Registration.
3. **【User Registration】**Input your information on the User Registration page and click “CONFIRM” to go to confirmation page. Confirm the input contents and if there is no problem, click “REGISTER” button.
※You can edit your information on your profile anytime until the conference is ended.
4. **【Payment】**After you finish User Registration, login and move on to Payment.
5. **【Payment】**Select the category and proceed to payment.
6. **【Payment】**Select credit card or bank transfer and make the payment.
7. **【Abstract Submission】**Log in after the payment is completed, open the Dashboard, and click "Submit and Edit Your Presentations".
8. **【Abstract Submission】**Click "Add New" or "Edit" in Abstract Submission.
9. **【Abstract Submission】**Input your presentation information and click “CONFIRM” to go to confirmation page. Confirm the input contents and if there is no problem, click “REGISTER” button.

1. Input your Email Address

Click “Sign up here” of the home page, input your Email Address to the box and click “proceed”.

The 51st Annual Meeting of the Japanese Society for Immunology

Email Address **Required**

Email Address

Password **Required**

Password

Remember me

Login

Sign up here >

Forgot Password? >

The recommended environment for this system is as follows

Windows
Microsoft Edge (latest), Google Chrome (latest)

mac
Safari (latest), Google Chrome (latest)

ONLINE CONFERENCE

URL of the home page: <https://msj2022.gakkai.online/>

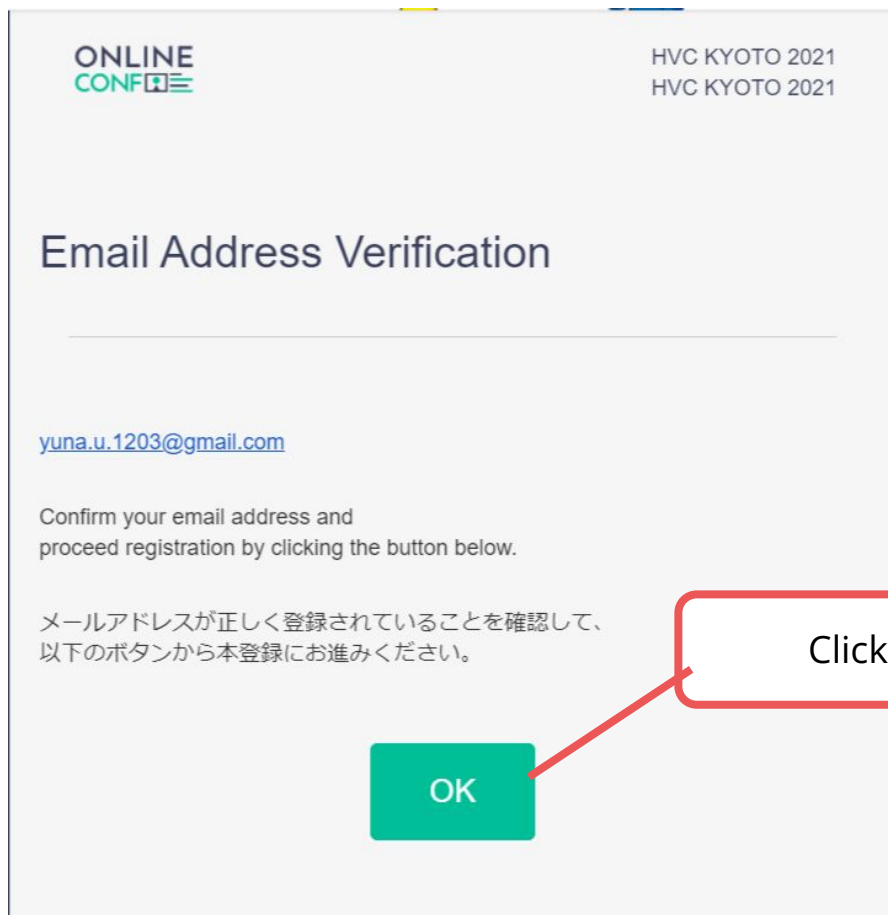
※The image is a sample.

2. Open the Email message from ONLINE-CONF Office

Open the Email message from ONLINE-CONF Office (support@gakkai.online) , click “OK” button and proceed to User Registration.

※Please check your mailbox settings and confirm that an email from support@gakkai.online is allowed.

※If you use Gmail, please check if the Email message is sorted into Promotion Tab.



※The image is a sample.

3. Input your information on the page

Input your information on the User Registration page and click “CONFIRM” to go to confirmation page.

✂️ You can edit your information on your profile anytime until the conference is ended

ONLINE CONFERENCE

User Registration

Profile Image

Click and upload your image, jpg or png format.

Select a Image

Basic Info

Full Name **Required** Full Name (in Japanese)

Kyoto Taro 京都太郎

Email Address

yuna.u.1203@gmail.com

Phone Number

XXXXXXXXXXXX

Password (8+ characters) **Required**

Password Confirmation **Required**

Please remember this Password for login.

3. Input your information on the page

Input your information on the User Registration page and click “CONFIRM” to go to confirmation page.

✂️ You can edit your information on your profile anytime until the conference is ended

Affiliation

Type of Industry **Required**

Affiliation **Required**

Department, Major **Required**

Position **Required**

User Role

Presenter: Speakers, Mentors, Pitch presenter, Partner

Participant: Non-Presenters

User Role **Required**

3. Input your information on the page

Input your information on the User Registration page and click “CONFIRM” to go to confirmation page.

※You can edit your information on your profile anytime until the conference is ended

Yes

No

Terms of Service and Privacy Policy

利用規約（日本語）
Terms of Service(EN)

I read and agreed the terms of service.

プライバシーポリシー(日本語)
Privacy Policy(EN)

I read and agreed the privacy policy.

When you finish inputting all, click
“CONFIRM” to go to confirmation page.

CONFIRM >

3. Input your information on the page

Confirm the input contents and if there is no problem, click “REGISTER” button.

※You can edit your information on your profile anytime until the conference is ended.

working language

Japanese

Affiliation

Name of the organization / institution

test

Department / Division

test

Laboratory / Office

Lab URL

Career Stage

test

Keyword

Category

Hematopoiesis and Immune Environment

Keyword

Confirm the input contents and if there is no problem, click “REGISTER” button.



4. Registration Succeeded ⇒ Payment

After you finish User Registration, login and move on to Payment.

(<https://msj2022.gakkai.online/qualification>)



Registration Succeeded



We sent you an email about this registration.
Please check your mailbox.

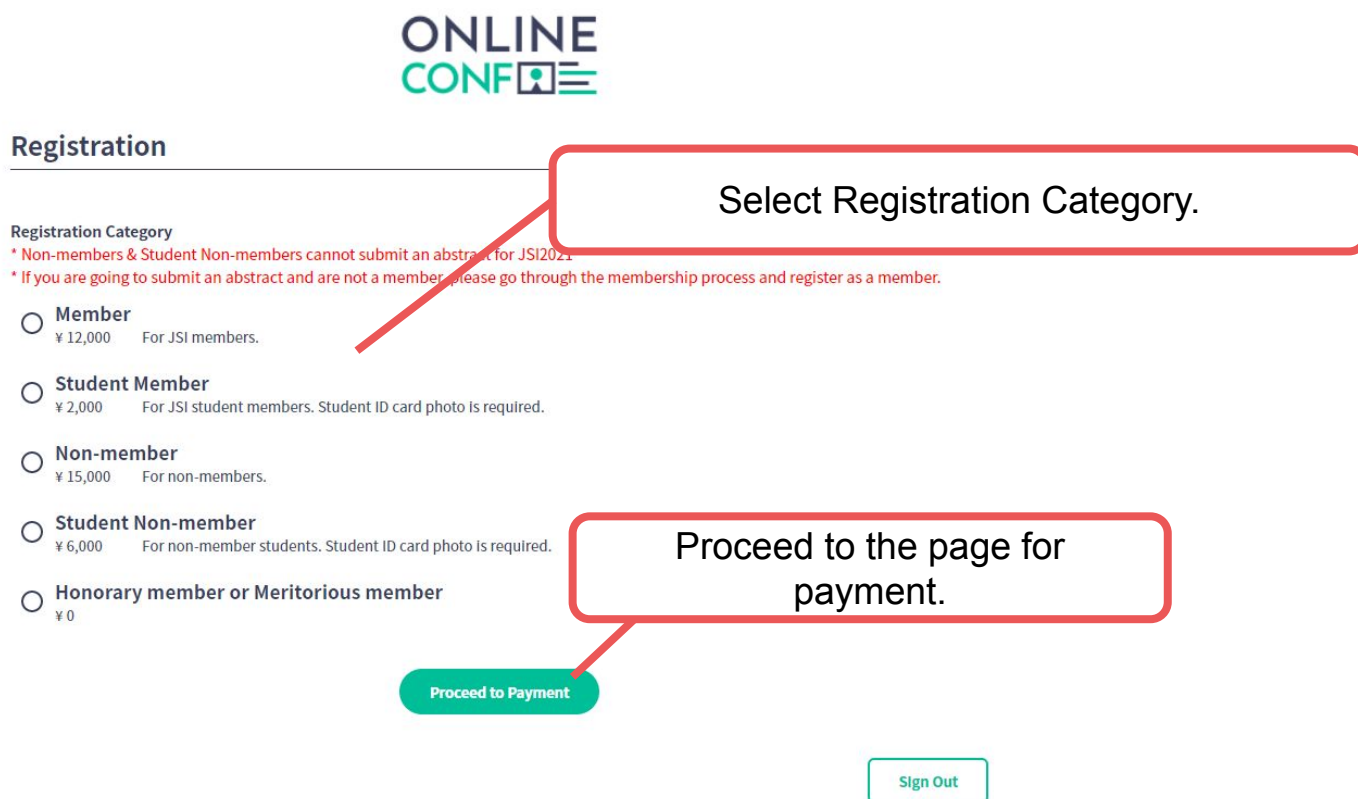
Please re-register in case if this registration seems to be incomplete.

Login

Click "Login" and go into the website.

5. Payment

Select the category and proceed to payment.



The image shows a screenshot of the 'ONLINE CONF' registration page. The page title is 'Registration'. Below the title, there is a section for 'Registration Category' with five options, each with a radio button and a price. A red box highlights the 'Member' option, and a red arrow points from it to a callout box that says 'Select Registration Category.'. Another red box highlights the 'Proceed to Payment' button, and a red arrow points from it to a callout box that says 'Proceed to the page for payment.'. At the bottom right, there is a 'Sign Out' button.

ONLINE CONF

Registration

Registration Category

* Non-members & Student Non-members cannot submit an abstract for JSI2021.
* If you are going to submit an abstract and are not a member, please go through the membership process and register as a member.

Member
¥ 12,000 For JSI members.

Student Member
¥ 2,000 For JSI student members. Student ID card photo is required.

Non-member
¥ 15,000 For non-members.

Student Non-member
¥ 6,000 For non-member students. Student ID card photo is required.

Honorary member or Meritorious member
¥ 0

[Proceed to Payment](#)

[Sign Out](#)

Select Registration Category.

Proceed to the page for payment.

※The image is a sample.

7. Abstract Submission

Log in after the payment is completed, open the Dashboard, and click "Submit and Edit Your Presentations".

Dashboard URL: <https://msj2022.gakkai.online/dashboard>

ONLINE CONF DEMO
DEMO PURPOSE ONLY

2 people online | JP/EN

Home
Timetable
Sponsor's Exhibitions
Participants
Manual

For everyone 1 Notifications

まもなく特別講演2が始まります!【配信URLはこちら】 07/14 14:26

Search Presentations

Oral Timetable Poster Presentations Sponsor's Exhibitions

Search Poster Presentations Search Oral Presentations

Edit Your Presentation and Profile

Submit and Edit Your Presentations Edit Your Profile

About Evaluation

Evaluation for Your Presentations Awards

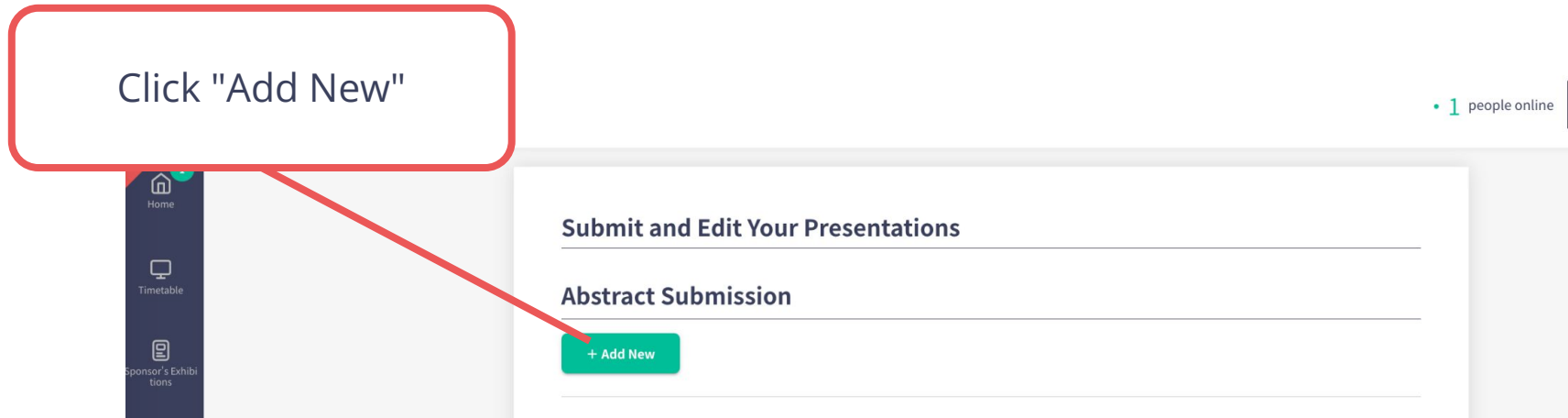
Others

Click "Submit and Edit
Your Presentations"

8. Abstract Submission

Click "Add New" or "Edit" in Abstract Submission.

※If you want to edit the abstract once registered, click "Edit".



9. Abstract Submission

Input your presentation information and click “CONFIRM” to go to confirmation page. Confirm the input contents and if there is no problem, click “REGISTER” button.

keyword | keyword(1)

category
Mucosal-Skin Immunity

keyword
Treg

keyword | keyword(2) ✖

category
Autoimmune diseases

keyword
Chemokine receptors

keyword | keyword(3) ✖

category
Human Immunology (Immunointervention)

keyword

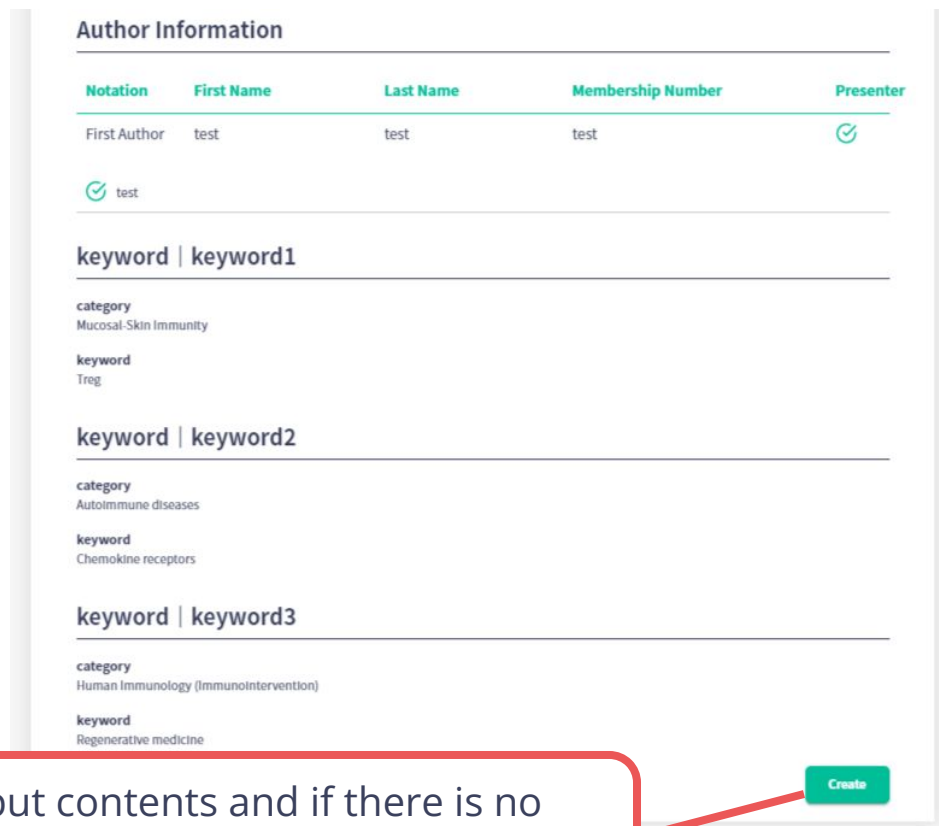
Confirm >

Input all your presentation information and click “CONFIRM” to go to confirmation page.

※The image is a sample.

9. Abstract Submission

Input your presentation information and click “CONFIRM” to go to confirmation page. Confirm the input contents and if there is no problem, click “REGISTER” button.



The screenshot shows a form titled "Author Information" with a table of author details. Below the table are three keyword sections, each with a category and a keyword. A green "Create" button is located at the bottom right of the form, and a red callout box points to it with the text: "Confirm the input contents and if there is no problem, click 'REGISTER' button."

Notation	First Name	Last Name	Membership Number	Presenter
First Author	test	test	test	<input checked="" type="checkbox"/>

test

keyword | keyword1

category
Mucosal-Skin Immunity

keyword
Treg

keyword | keyword2

category
Autoimmune diseases

keyword
Chemokine receptors

keyword | keyword3

category
Human Immunology (Immunointervention)

keyword
Regenerative medicine

Create

Confirm the input contents and if there is no problem, click “REGISTER” button.